




| | |
|----------------------------|-------------------------------|
| Programme: | The International EPD® System |
| Programme Operator: | EPD International AB |
| Local Operator: | EPD Turkey |
| S-P Code: | S-P-00874 |
| Publication Date: | 2023-07-21 |
| Validity Date: | 2028-07-20 |
| Geographical Scope: | Turkey |

ENVIRONMENTAL PRODUCT DECLARATION

Porcelain Tiles

Manufactured by by Kaleseramik Çanakkale Kalebodur Seramik Sanayi A.Ş.
in accordance with ISO 14025:2006 and EN 15804:2012 - A2:2021



Programme Information

ISO standard ISO 21930 and CEN standard EN 15804 serves as the core Product Category Rules (PCR).

Product Category Rules (PCR):

2019:14 Version 1.2.5, 2024-12-20, Construction Products and CPC 54 Construction Services, EN 15804:2012 - A2:2021 Sustainability of Construction Works

PCR review was conducted by: The Technical Committee of the International EPD® System. Review chair: Claudia A. Peña, University of Concepción, Chile

EPDs within the same product category but registered in different EPD programmes may not be comparable. For two EPDs to be comparable, they must be based on the same PCR (including the same version number) or be based on fully-aligned PCRs or versions of PCRs; cover products with identical functions, technical performances and use (e.g. identical declared/functional units); have equivalent system boundaries and descriptions of data; apply equivalent data quality requirements, methods of data collection, and allocation methods; apply identical cut-off rules and impact assessment methods (including the same version of characterisation factors); have equivalent content declarations; and be valid at the time of comparison.

The International EPD®
System

EPD International AB
Box 210 60 SE-100 31
Stockholm, Sweden
www.environdec.com

EPD Turkey

www.epdturkey.org
info@epdturkey.org

managed and run by
SÜRATAM

www.suratam.org
Nef 09 B Blok No:7/15 34415
Kagithane/Istanbul, Turkey

Third-party verification

Independent third-party verification of the declaration and data, according to ISO 14025:2006, via:

EPD verification by individual verifier

Third party verifier: Prof. Ing. Vladimír Kočí, Ph.D., MBA, LCA Studio Šárecká 5,16000 Prague 6 - Czech Republic

Approved by: The International EPD® System

Procedure for follow-up of data during EPD validity involves third party verifier:

Yes No

Kaleseramik Çanakkale Kalebodur Seramik Sanayi A.Ş. has the sole ownership, liability, and responsibility for this EPD.

How To Read This EPD?

An Environmental Product Declaration (EPD) is an ISO Type III Environmental Declaration based on ISO 14025 standard. An EPD transparently reports the environmental performance of products or services from a lifecycle perspective. The preparation of an EPD includes different stages, from acquiring raw materials to the end of life of the final product/service. EPDs are based on international standards and consider the entire value chain. Additionally, **EPD is a third-party verified document**. This EPD includes the following sections described below.

1. General and Program Information

The first part of an EPD has information about the name of the manufacturer and product/service and other general information such as the validity and expiration dates of the document, the name of the program operator, geographical scope, etc. The second page states the standards followed and gives information about the program operator, third-party verifier, etc. The followed Product Category Rule (PCR) is indicated on the second page.

2. Company and Product/Service Information

Information about the company and the investigated product is given in this section. It summarizes the characteristics of the product provided by the manufacturer. It also includes information about the product such as product composition and packaging.

3. LCA Information

Life Cycle Analysis (LCA) information is one of the most important parts of the EPD as it describes the functional/declared unit, time

representativeness of the study, database(s) and LCA software, along with system boundaries. The table presented in this part has columns for each stage in the life cycle. The considered stages are marked 'X' whereas the ones that are not considered are labeled as 'NR' (Not Relevant). Not all EPDs consider the full life cycle assessment for a product's entire life stages. The 'System Boundary' page is also the place where one can find detailed information about the stages and the assumptions made.

4. LCA Results

The results of the LCA analysis are presented in table format. The first column in each table indicates the name of the impact category and their measurement units are presented in the second column. These tables show an amount at each life cycle stage to see the impact of different indicators on different stages. Each impact can be understood as what is released through the production of the declared unit of the material. The benefits of reuse/recycling of the declared product are reflected in this section.

The first impact in the table is global warming potential (GWP), which shows how much CO₂ is released at each stage. Other impacts include eutrophication potential, acidification potential, ozone layer depletion, land use related impacts, etc. The second table provides results for resource use and the third table is about the waste produced during production. The fourth and final table shows the results for the GWP-GHG indicator, which is almost equivalent to the GWP-Total indicator mentioned previously. The only difference is that this indicator excludes the biogenic carbon content by following a certain methodology.

About Kale



Laying its foundation with Çanakkale Ceramic Factories Corporation in 1957, Kale Group pioneered the formation of the ceramics industry in Turkey, and has become an industry giant with its investments. It has grown over the course of time with investments in construction products, machinery and equipment manufacturing, defence, chemistry, electrical appliances, energy, IT, transportation, tourism and food industries. Kale Group is currently comprised of 17 companies, and is regarded as one of the most important industrial enterprises of Turkey with over 5000 employees, spanning over a geography across Çanakkale to several locations in Turkey to Italy and Russia. Today, Kale Group is Europe's 3rd and the world's 12th largest ceramics manufacturer. Kale Group provides its products to consumers in over 100 countries via more than 400 sales points.

Kaleseramik, a company of Kale Group, manufactures ceramic tiles with a production capacity of 66 million m² ceramic tile/year. Kaleseramik's tile products take place in market under Çanakkale Seramik, Kalebodur and Kale brand names.

Kaleseramik that aims for continuous development has received the following certifications within the scope of the system standards; TS EN ISO 9001:2015, TS ISO 10002:2018, TS EN ISO 14001: 2015, TS EN ISO 50001: 2018, ISO 27001: 2013, TS ISO 45001: 2018.

About Product

Product Description


Kaleseramik Porcelain Tiles are primarily made of clay, kaolin and feldspar but they also include other raw materials. The production technology of tiles is dry pressing. The required composition is blended with water to form slurry. This slurry then fed into spray driers to form uniform granules ready for compaction. These granules are then shaped to form the green body. The formed green body may then be glazed if required. The green ceramic body is fired at high temperatures, resulting in a hard body. The Kale porcelain tiles comes in glazed and non-glazed porcelain tiles with non-glazed matt, glossy or anti-slip surface options, in the dimensions of 20x20cm, 30x30cm, 40x40cm, 30x60cm, 60x60cm and 60x120cm, allow the designer to meet the requirements of projects, thanks to the superior technical characteristics, as well as colours and patterns. This EPD declaration is applicable to average Kaleseramik Porcelain tiles.

| Raw Material | Composition (%) |
|---------------|-----------------|
| Clay | 50-60 |
| Feldspar | 20-30 |
| Glaze | 5-10 |
| Kaolin | 5-10 |
| Ceramic Waste | 0-5 |
| Dolomite | 0-5 |
| Others | 0-5 |

Areas of Use

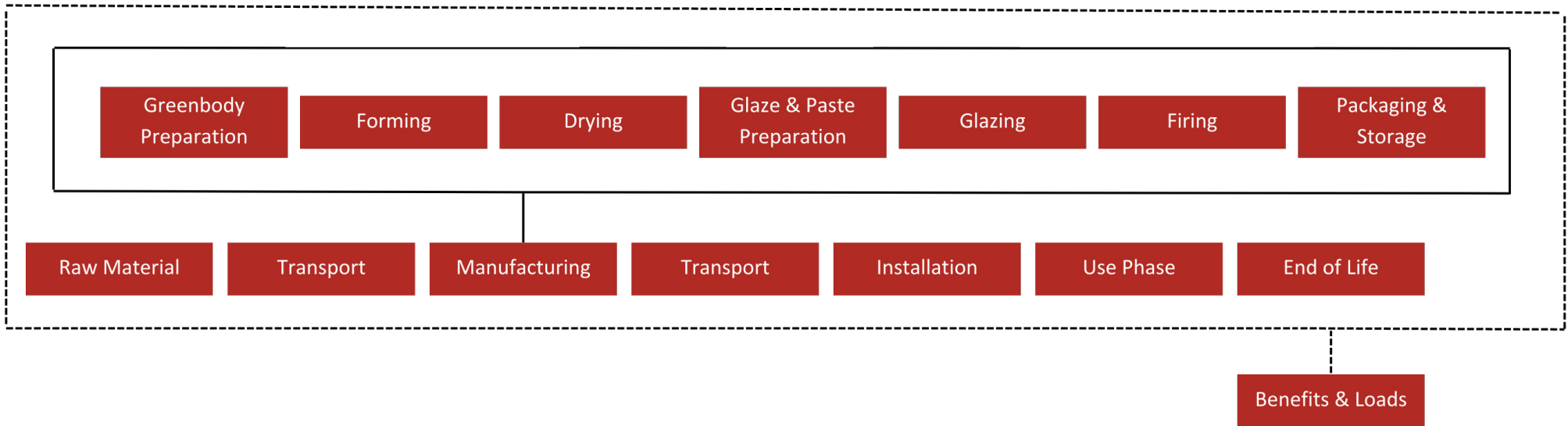
Ceramic covering material can be used in several applications such as interiors, exterior façades, pools, public places, commercial buildings, etc. It is important to select the suitable ceramic tile for the area of application. Ceramic porcelain tiles are used for inside and outside applications. Thanks to its superior technical characteristics, the product may be utilised in the following areas: commercial buildings, residential areas , public buildings education and cultural buildings, floors, walls and exterior facades; and floors of outdoor facilities such as gardens, terraces, pool sides and recreation areas.

No substances included in the Candidate List of Substances of Very High Concern for authorisation under the REACH Regulations are present in the ceramic tiles manufactured by Kaleseramik, either above the threshold for registration with the European Chemicals Agency or above 0.1% (wt/wt).



Technical Specifications

| Technical Specification | Kaleseramik Wall Tiles | Related Standards |
|---|------------------------|-------------------|
| Water Absorption (%) | <0.5% | ISO 10545-3 |
| Breaking Strength (N) | Thickness ≥ 7.5 mm | ISO 10545-4 |
| | Thickness < 7.5 mm | |
| Modules of Rupture (N/mm ²) | Min. 35 | ISO 10545-4 |
| Impact Resistance | Compliant | ISO 10545-5 |
| Resistance to Surface Abrasion for Glazed Tile | Class: 1-2-3-4-5 | ISO 10545-7 |
| Linear Thermal Expansion Coefficient (100°C) | Compliant | ISO 10545-8 |
| Resistance to Thermal Shock | Compliant | ISO 10545-9 |
| Crazing Resistance for Glazed Tiles | Resistant | ISO 10545-11 |
| Frost Resistance | Resistant | ISO 10545-12 |
| Resistance to Low Concentrations of Acids and Alkalis | GLA-GLB | ISO 10545-13 |
| Resistance to High Concentrations of Acids and Alkalis | Compliant | ISO 10545-13 |
| Resistance to Household Chemicals and Swimming Pool salts (glazed & unglazed) | Min. GB | ISO 10545-13 |
| Resistance to Stain | Min. Class 3 | ISO 10545-14 |



Product Stage

A1-A3: Represents raw material supply which includes raw material extraction and pre-treatment processes before production. A2 relevant to raw material transportation to the plant and A3 refers to the impact occurs from manufacturing process.

Construction Process Stage

A4: This stage is relevant to the transportation of the final product from the factory gate to the customers.

A5. This stage includes the adhesive mortar and water usage in the construction site. For 1 m² tile installation; 3.3 kg mortar and 0.8 L water usage was assumed.

Use Stage

B1: Tiles do not cause any emissions in the use stage because of the inert feature.

B2: Usage of detergent containing stain remover or neutral lowsulphate and rinsing with tap water after cleaning was assumed. 0.2 mL detergent and 0.1

L water use was assumed to wash 1 m² ceramic tiles.

B3-B5: Tiles do not require any repairment during the use phase and therefore no impacts should be declared.

B6-B7: Tiles do not require any water and energy in the use phase and therefore no impacts occurred in this module.

End of Life Stage

C1: Deconstruction of tiles at the end of their life is done manually. So no impact occurs in this module.

C2: Waste transport includes discarded tiles and mortar to disposal area. Distance from demolition site to inert landfill site for final disposal is assumed as 50 km.

C3: Environmental impacts generated during the crushing of discarded tiles before recycle or reuse.

C4. Disposal construction and demolition waste scenario is created separately depending on the geographic location of the use phase. After domestic usage, porcelain tile products end up at construction and demolition waste landfills as their final fate and modelled as such in the LCA.

D: Inert filler benefits and recycling of packaging materials specified in the disposal stage.

LCA Information

Functional / Declared Unit

The declared unit is 11.3 kg of 1 m² average porcelain tiles.

REACH Regulation

No substances included in the Candidate List of Substances of Very High Concern for authorization under the REACH regulations are present in this product either above the threshold for registration with the European Chemicals Agency or above 0.1% (wt/wt)

System Boundary

The system boundary covers A1 - A3 product stages referred as 'Raw material supply', 'Transport' and 'Manufacturing', A4 - A5 'Construction', B1 - B7 'Use' and C1 - C4 'End of life' stages and Module D 'Benefits & Loads'.

Cut-off Rules

For this LCA study, no cut-off criteria was applied.

Background Data

For all LCA modelling and calculation, Ecoinvent database (v3.9) and SimaPro (v9.5) LCA software were used.

LCA Modelling, Calculation and Data Quality

The results of the LCA with the indicators as per EPD requirements are given in the LCA result tables. All energy calculations were obtained using Cumulative Energy Demand (LHV) methodology, while freshwater use is calculated with selected inventory flows in SimaPro according to the PCR. There are no co-product allocations within the LCA study underlying this EPD. The regional energy datasets were used for all energy calculations.

Period Under Review

The data used for LCA study concerns the year 2022.

Allocations

There are no co-products in the production of porcelain tile manufactured by Kaleseramik. Hence, there was no need for co-product allocation. Kaleseramik sources raw materials from different locations across Turkey and other parts of the world and by different means of transport (truck and ship). For this reason, transport was allocated according to tonnages for almost all raw materials bought by Kaleseramik. Kaleseramik manufactures various ceramic tiles in the Company's Çanakkale plant in Turkey. Electricity and combined heat power (CHP) powered by natural gas are used. Raw materials, transport, packaging, waste, and energy consumption data were allocated for each product using related production tonnages from

Information on biogenic carbon content according to EN 15804+A2

| Biogenic Carbon Content | Unit | Quantity |
|--------------------------------------|------|----------|
| Biogenic carbon content in product | kg C | 0.007 |
| Biogenic carbon content in packaging | kg C | -0.003 |

LCA Information

| | Product Stage | | | Construction Process Stage | | Use Stage | | | | | | | End of Life Stage | | | | Benefits and Loads | |
|----------------------|---------------------|-----------|---------------|----------------------------|---------------------------|-----------|-------------|--------|-------------|---------------|------------------------|-----------------------|-----------------------------|-----------|------------------|----------|---|---|
| | Raw Material Supply | Transport | Manufacturing | Transport | Construction Installation | Use | Maintenance | Repair | Replacement | Refurbishment | Operational Energy Use | Operational Water Use | Deconstruction / Demolition | Transport | Waste Processing | Disposal | Future reuse, recycling or energy recovery potentials | |
| Module | A1 | A2 | A3 | A4 | A5 | B1 | B2 | B3 | B4 | B5 | B6 | B7 | C1 | C2 | C3 | C4 | D | |
| Modules Declared | X | X | X | X | X | X | X | X | X | X | X | X | X | X | X | X | X | |
| Geography | GLO | GLO | TR | GLO | GLO | GLO | GLO | GLO | GLO | GLO | GLO | GLO | GLO | GLO | GLO | GLO | GLO | |
| Specific Data Used | >90% | | | | | - | - | - | - | - | - | - | - | - | - | - | - | |
| Variation - Products | 0% | | | | | - | - | - | - | - | - | - | - | - | - | - | - | - |
| Variation - Sites | 0% | | | | | - | - | - | - | - | - | - | - | - | - | - | - | - |

(X = Module included, - = Module not included)

LCA Results

| Impact Category | Unit | A1-A3 | A4 | A5 | B1 | B2 | B3-B7 | C1 | C2 | C3 | C4 | D |
|------------------|------------------------|----------|----------|----------|----|----------|-------|----|----------|----|----------|-----------|
| GWP - Fossil | kg CO ₂ eq | 13.7 | 1.88 | 4.74 | 0 | 0.386 | 0 | 0 | 0.279 | 0 | 0.463 | -0.895 |
| GWP - Biogenic | kg CO ₂ eq | 0.087 | 0.004 | 0.089 | 0 | -0.512 | 0 | 0 | 0.001 | 0 | 0.079 | -0.002 |
| GWP - Luluc | kg CO ₂ eq | 0.036 | 0.001 | 0.005 | 0 | 0.644 | 0 | 0 | 1.38E-04 | 0 | 3.27E-04 | -0.002 |
| GWP - Total | kg CO ₂ eq | 13.9 | 1.89 | 4.84 | 0 | 0.518 | 0 | 0 | 0.279 | 0 | 0.543 | -0.899 |
| ODP | kg CFC-11 eq | 1.32E-06 | 3.78E-08 | 1.80E-07 | 0 | 2.01E-08 | 0 | 0 | 3.95E-09 | 0 | 1.05E-08 | -1.40E-08 |
| AP | mol H+ eq | 0.054 | 0.012 | 0.030 | 0 | 0.004 | 0 | 0 | 0.001 | 0 | 0.003 | -0.007 |
| *EP - Freshwater | kg P eq | 0.005 | 1.21E-04 | 0.002 | 0 | 0.007 | 0 | 0 | 2.19E-05 | 0 | 1.17E-04 | -9.54E-05 |
| EP - Marine | kg N eq | 0.015 | 3.72E-04 | 0.005 | 0 | 0.021 | 0 | 0 | 6.70E-05 | 0 | 3.57E-04 | -2.92E-04 |
| EP - Terrestrial | mol N eq | 0.010 | 0.003 | 0.005 | 0 | 0.005 | 0 | 0 | 3.02E-04 | 0 | 0.001 | -0.002 |
| POCP | kg NMVOC | 0.106 | 0.033 | 0.051 | 0 | 0.016 | 0 | 0 | 0.003 | 0 | 0.013 | -0.025 |
| ADPE | kg Sb eq | 0.038 | 0.012 | 0.019 | 0 | 0.003 | 0 | 0 | 0.001 | 0 | 0.004 | -0.008 |
| ADPF | MJ | 1.95E-04 | 5.21E-06 | 5.26E-05 | 0 | 3.70E-06 | 0 | 0 | 8.54E-07 | 0 | 9.04E-07 | -3.39E-06 |
| WDP | m ³ depriv. | 181 | 25.5 | 67.8 | 0 | 3.88 | 0 | 0 | 3.76 | 0 | 9.64 | -11.9 |
| PM | disease inc. | 5.95 | 0.096 | 2.32 | 0 | 1.01 | 0 | 0 | 0.015 | 0 | 0.407 | -0.999 |
| IR | kBq U-235 eq | 3.71E-07 | 9.81E-08 | 2.67E-07 | 0 | 6.71E-08 | 0 | 0 | 1.56E-08 | 0 | 6.61E-08 | -7.68E-08 |
| ETP - FW | CTUe | 55.3 | 13.4 | 64.2 | 0 | 61.3 | 0 | 0 | 2.29 | 0 | 4.51 | -7.46 |
| HTTP - C | CTUh | 5.35E-09 | 8.26E-10 | 2.84E-09 | 0 | 8.26E-10 | 0 | 0 | 1.13E-10 | 0 | 2.50E-10 | -6.49E-10 |
| HTTP - NC | CTUh | 2.29E-07 | 2.19E-08 | 1.64E-07 | 0 | 2.48E-08 | 0 | 0 | 3.52E-09 | 0 | 5.48E-09 | -1.30E-08 |
| SQP | Pt | 53.4 | 13.2 | 24.0 | 0 | 37.2 | 0 | 0 | 1.94 | 0 | 22.0 | -23.0 |

Acronyms GWP-total: Climate change, GWP-fossil: Climate change- fossil, GWP-biogenic: Climate change - biogenic, GWP-luluc: Climate change - land use and transformation, ODP: Ozone layer depletion, AP: Acidification terrestrial and freshwater, EP-freshwater: Eutrophication freshwater, EP-marine: Eutrophication marine, EP-terrestrial: Eutrophication terrestrial, POCP: Photochemical oxidation, ADPE: Abiotic depletion - elements, ADPF: Abiotic depletion - fossil resources, WDP: Water scarcity, PM: Respiratory inorganics - particulate matter, IR: Ionising radiation, ETP-FW: Ecotoxicity freshwater, HTP-c: Cancer human health effects, HTP-nc: Non-cancer human health effects, SQP: Land use related impacts, soil quality.

Legend A1: Raw Material Supply, A2: Transport, A3: Manufacturing, A4: Transport, A5: Construction Installation, B1-B7: Use Stage, C1: Deconstruction / Demolition, C2: Transport, C3: Waste Processing, C4: Disposal, D: Future reuse, recycling or energy recovery potentials

Disclaimer 1 This impact category deals mainly with the eventual impact of low dose ionizing radiation on human health of the nuclear fuel cycle. It does not consider effects due to possible nuclear accidents, occupational exposure nor due to radioactive waste disposal in underground facilities. Potential ionizing radiation from the soil, from radon and from some construction materials is also not measured by this indicator.

Disclaimer 2 The results of this environmental impact indicator shall be used with care as the uncertainties on these results are high or as there is limited experienced with the indicator.

LCA Results

| Resource Use | | | | | | | | | | | | |
|---|---|----------|-------|-------|----|-------|-------|----|-------|----|-------|--------|
| Impact Category | Unit | A1-A3 | A4 | A5 | B1 | B2 | B3-B7 | C1 | C2 | C3 | C4 | D |
| PERE | MJ | 15.3 | 0.384 | 4.44 | 0 | 18.2 | 0 | 0 | 0.051 | 0 | 0.167 | -0.247 |
| PERM | MJ | 0 | 0 | 0 | 0 | 0 | 0 | 0 | 0 | 0 | 0 | 1.00 |
| PERT | MJ | 15.3 | 0.384 | 4.44 | 0 | 18.2 | 0 | 0 | 0.051 | 0 | 0.167 | 0.753 |
| PENRE | MJ | 181 | 25.5 | 67.8 | 0 | 4.57 | 0 | 0 | 3.76 | 0 | 9.64 | -11.9 |
| PENRM | MJ | 0 | 0 | 0 | 0 | 0 | 0 | 0 | 0 | 0 | 0 | 1.0 |
| PENRT | MJ | 181 | 25.5 | 67.8 | 0 | 4.57 | 0 | 0 | 3.76 | 0 | 9.64 | -10.9 |
| SM | kg | 0 | 0 | 0 | 0 | 0 | 0 | 0 | 0 | 0 | 0 | 0 |
| RSF | MJ | 0 | 0 | 0 | 0 | 0 | 0 | 0 | 0 | 0 | 0 | 0 |
| NRSF | MJ | 0 | 0 | 0 | 0 | 0 | 0 | 0 | 0 | 0 | 0 | 0 |
| FW | m ³ | 0.193 | 0.004 | 0.059 | 0 | 0.123 | 0 | 0 | 0.001 | 0 | 0.011 | -0.075 |
| Acronyms | PERE: Use of renewable primary energy excluding resources used as raw materials, PERM: Use of renewable primary energy resources used as raw materials, PERT: Total use of renewable primary energy, PENRE: Use of non-renewable primary energy excluding resources used as raw materials, PENRM: Use of non-renewable primary energy resources used as raw materials, PENRT: Total use of non-renewable primary energy, SM: Secondary material, RSF: Renewable secondary fuels, NRSF: Non-renewable secondary fuels, FW: Net use of fresh water. | | | | | | | | | | | |
| Waste & Output Flows | | | | | | | | | | | | |
| Impact Category | Unit | A1-A3 | A4 | A5 | B1 | B2 | B3-B7 | C1 | C2 | C3 | C4 | D |
| HWD | kg | 2.16E-07 | 0 | 0 | 0 | 0 | 0 | 0 | 0 | 0 | 0 | 0 |
| NHWD | kg | 3.10E-07 | 0 | 0 | 0 | 0 | 0 | 0 | 0 | 0 | 0 | 0 |
| RWD | kg | 0 | 0 | 0 | 0 | 0 | 0 | 0 | 0 | 0 | 0 | 0 |
| CRU | kg | 0 | 0 | 0 | 0 | 0 | 0 | 0 | 0 | 0 | 0 | 0 |
| MFR | kg | 0 | 0 | 0 | 0 | 0 | 0 | 0 | 0 | 0 | 0 | 0 |
| MER | kg | 0 | 0 | 0 | 0 | 0 | 0 | 0 | 0 | 0 | 0 | 0 |
| EE (Electrical) | MJ | 0 | 0 | 0 | 0 | 0 | 0 | 0 | 0 | 0 | 0 | 0 |
| EE (Thermal) | MJ | 0 | 0 | 0 | 0 | 0 | 0 | 0 | 0 | 0 | 0 | 0 |
| Acronyms | HWD: Hazardous waste disposed, NHWD: Non-hazardous waste disposed, RWD: Radioactive waste disposed, CRU: Components for reuse, MFR: Material for recycling, MER: Materials for energy recovery, EE (Electrical): Exported energy electrical, EE (Thermal): Exported energy, Thermal. | | | | | | | | | | | |
| Climate Impact | | | | | | | | | | | | |
| Indicator | Unit | A1-A3 | A4 | A5 | B1 | B2 | B3-B7 | C1 | C2 | C3 | C4 | D |
| *GHG-GWP | kg CO ₂ eq | 13.5 | 1.84 | 4.62 | 0 | 1.05 | 0 | 0 | 0.273 | 0 | 0.494 | -0.876 |
| GWP-GHG = Global Warming Potential total excl. biogenic carbon following IPCC AR5 methodology * The indicator includes all greenhouse gases included in GWP-total but excludes biogenic carbon dioxide uptake and emissions and biogenic carbon stored in the product. This indicator is thus equal to the GWP indicator originally defined in EN 15804:2012+A1:2013 | | | | | | | | | | | | |
| Legend | A1: Raw Material Supply, A2: Transport, A3: Manufacturing, A4: Transport, A5: Construction Installation, B1-B7: Use Stage, C1: Deconstruction / Demolition, C2: Transport, C3: Waste Processing, C4: Disposal, D: Future reuse, recycling or energy recovery potentials | | | | | | | | | | | |

References

/ISO 9001:2015/ Quality Management Systems

/ISO 50001:2018/ Energy Management Systems

/GPI/ General Programme Instructions of the International EPD® System. Version 4.0.

/ISO 14020:2000/ Environmental Labels and Declarations — General principles

/EN 15804:2012+A2:2019/ Sustainability of construction works - Environmental Product Declarations — Core rules for the product category of construction products

/ISO 14025/ DIN EN ISO 14025:2009-11: Environmental labels and declarations - Type III environmental declarations — Principles and procedures

/ISO 14040/44/ DIN EN ISO 14040:2006-10, Environmental management - Life cycle assessment - Principles and framework (ISO14040:2006) and Requirements and guidelines (ISO 14044:2006)

/PCR for Construction Products and Construction Services/ Prepared by IVL Swedish Environmental Research Institute, Swedish Environmental Protection Agency, SP Trä, Swedish Wood Preservation Institute, Swedisol, SCDA, Svenskt Limträ AB, SSAB, The International EPD System, 2019:14 Version 1.11 DATE 2019-12-20

/The International EPD® System/ The International EPD® System is a programme for type III environmental declarations, maintaining a system to verify and register EPD®s as well as keeping a library of EPD®s and PCRs in accordance with ISO 14025. www.environdec.com

/Ecoinvent / Ecoinvent Centre, www.ecoinvent.org

/SimaPro/ SimaPro LCA Software, Pré Consultants, the Netherlands, www.pre-sustainability.com

/Kaleseramik/ www.kale.com.tr

Contact Information

Programme

The International EPD® System
www.environdec.com



Programme operator

EPD International AB

Box 210 60
SE-100 31 Stockholm, Sweden

www.environdec.com
info@environdec.com



ENVIRONMENTAL PRODUCT DECLARATION
EPD registered through fully aligned
regional programme:
EPD Turkey
www.epdturkey.org
info@epdturkey.org

SÜRATAM A.Ş.
Nef 09 B Blok No:7/15, 34415
Kağıthane / İstanbul, TÜRKİYE
www.suratam.org

Owner of the declaration



Kaleseramik Çanakkale Kalebodur Seramik Sanayi A.Ş.

Büyükdere Cad. Kaleseramik Binası
34330 Levent, Istanbul - Turkey

www.kale.com.tr

LCA practitioner and EPD Design



Metsims Sustainability Consulting

Türkiye:
Nef 09 B Blok NO:7/46-47
34415 Kagithane/Istanbul, TÜRKİYE
+90 212 281 13 33

The United Kingdom:
4 Clear Water Place
Oxford OX2 7NL, UK
0 800 722 0185

www.metsims.com
info@metims.com

3rd party verifier



Prof. Ing. Vladimír Kočí, Ph.D., MBA

LCA Studio
Šárecká 5,16000
Prague 6 - Czech Republic
www.lcastudio.cz